

CANALETTO DISPLAY CABINET


Designer

Mauro Lipparini

Technical characteristics

THE CONCEPT: This ensemble of display units could resemble a geometric spatial occupation challenge between the body of the chest which is at once solid and diaphanous, and the thin mesh which streamlines the perimeter of its flat surfaces and is seen as an extension of the carcass. A provocative note somewhere between the essential industrial Bauhaus elements and contemporary elegance is struck through metallic finishes. The colours, reflected evanescently by the striped glazed panels, fade progressively to the point of disappearance, producing optical abstractions. An impression of segmented, repetitively rhythmized geometric figures, emphasised by the lacquered surfaces and wood panels to the rear, appears poetically, like a curtain which discreetly heralds the interior.

TECHNICAL DESCRIPTION: The CANALETTO collection of glazed units is a small but very singular range. The upper section is completely glazed, both front and sides, with a ridged glass with a widely-spaced linear pattern, an alternation of dips like peaks and troughs. This slim glass lets one see, or at least guess at, the outlines of the objects held within, as the light plays across it. The glass of the doors is mounted flush



PRODUCTS

DISPLAY CABINET 2 DOORS K 8



DIMENSIONS

Height 1,550 mm
Width 1,000 mm
Depth 305 mm
Weight 77 kg


2-DOOR CHEST CLEAR GLASS FRONT K 7



DIMENSIONS

Height 1,230 mm
Width 1,350 mm
Depth 420 mm
Weight 93 kg

3-DOOR SIDEBOARD CLEAR GLASS FRONT K 6

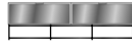


DIMENSIONS

Height 1,000 mm
Width 2,020 mm
Depth 420 mm
Weight 129 kg

CHEST WITH 2 FLAP DOORS CLEAR GLASS FRONT K 5

with the smoked, brushed anodised aluminium frames, held in place by invisible glue beneath a bronze martingale. The lower shelves are in metal and are slim, lacquered and entirely rear-mounted, being attached to the back panels. The back panels are arranged between the shelves. They are either in dark walnut veneer, or lacquered. In such pieces as these, lighting considerably enriches their appearance and shows to best effect the outlines of objects behind the doors and sides. This lighting takes two forms : In the display unit there are 4 horizontal illuminated strips set into the 4 back panels, with a smoked diffuser which does not allow glare and which is attractive even when unlit. The version with remote control and dimmer enables the light intensity to be reduced if desired. In the sideboard and high 2-door chest, indirect lighting comes from the rear of the vertical side panels, with an illuminated strip located on the rear edges of the panels ; it illuminates both sides and creates a beautiful halo of light inside the unit. The colour of the shelves and back panels adds to the lighting ambiance and can also be modulated via the dimmer. The base is in steel, with 12mm roundels mounted like an array of bamboo for solidity and lightness; it contrasts with the top. It is finished in bronze lacquer to co-ordinate with the aluminium door frames. The legs have height-adjustable jacks for levelling purposes. Its height is 250 or 500 mm, depending on the unit.



DIMENSIONS

Height 610 mm
Width 2,020 mm
Depth 420 mm
Weight 83 kg

More information on

www.cinna.fr

© Ligne Roset 2023